


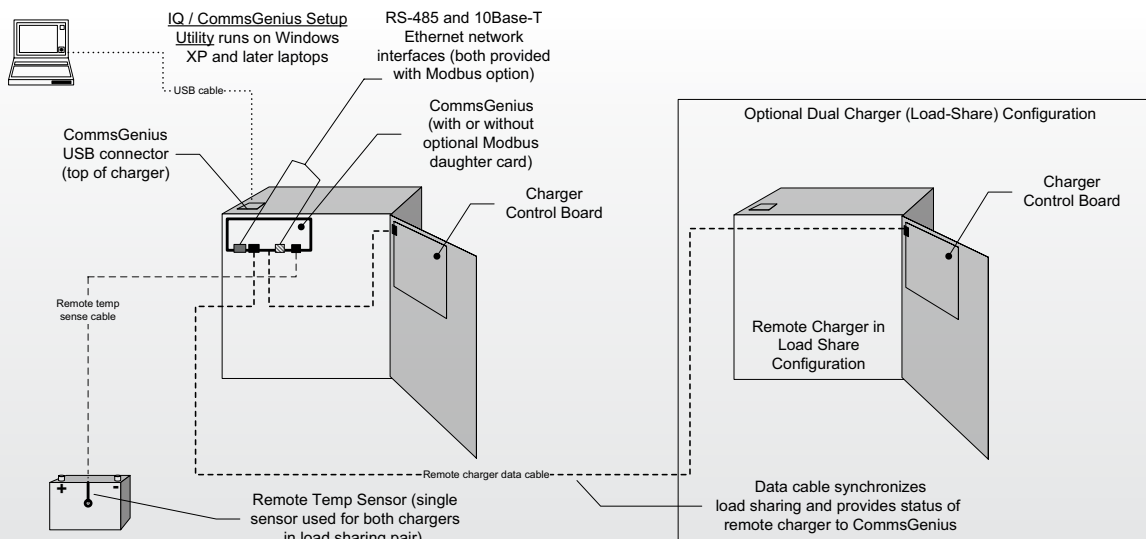
CommsGenius Multi-Function Data Communications Processor




Remote Communications, Digital Load-Sharing, Remote Battery Temperature Compensation and PC-Based Setup for the SENS Energenius IQ

- **Modbus over Ethernet or RS-485** – offers remote monitoring and control of charger
- **Direct PC connection to charger over USB** – enables easy local charger setup or fleet reconfiguration
- **Complete command set** – gives users full remote charger access and control
- **Digital load sharing** – insures accurate load share regardless of operating mode
- **Dual charger addressing** – allows one data link to address a dual charger system
- **Remote battery temperature compensation** – synchronizes chargers to a common battery temperature sensor

CommsGenius in Single and Dual IQ Charger Configurations






Direct PC Connection

Communications parameters are set up using a PC connected via USB cable to CommsGenius. The intuitive graphical charger / communications setup program supplied by SENS makes parameter setup easy and enables deployment of pre-programmed settings to multiple chargers, as might be required across a fleet of chargers. The PC utility also includes a facility to update CommsGenius firmware, enabling users to take advantage of additional functionality in the future.

Industry Standard Modbus Communications

CommsGenius fully supports the Modbus protocol over either RS-485 or 10Base-T Ethernet, providing users the choice of physical network type without the need to plug in external converter devices. All charger configuration settings, meters, and alarms are available remotely for either a single IQ, or both chargers in a load share configuration. CommsGenius supports Modbus in both RTU and ASCII modes. When the Modbus option is deployed, both chargers in a load share pair utilize the same remote communications link.



Digital Load-Sharing

Digital algorithms provide precise load sharing between any two EnerGenius IQ chargers of the same DC output voltage rating. CommsGenius automatically propagates all settings from the primary charger to its load-sharing pair.

Remote Battery Temperature Compensation

A common remote temperature sensor ensures that both chargers in the pair are synchronized to the same battery sense point.

How to Order CommsGenius with an EnerGenius IQ Charger:		
For:	Includes:	Order:
Digital load sharing	<ul style="list-style-type: none"> - Base CommsGenius board - USB port and cable - PC software utility - Remote temp sense probe with 50' lead - Load-share remote charger cable 	Specify "L" in Field F in the IQ charger part number.*
Modbus data communications	<ul style="list-style-type: none"> - Base CommsGenius w/ Modbus module - 10Base-T Ethernet and RS-485 ports - USB port and cable - PC software utility 	Specify "M" in Field F in the IQ charger part number.*
Digital load sharing and Modbus data communications	<ul style="list-style-type: none"> - Base CommsGenius w/ Modbus module - 10Base-T Ethernet and RS-485 ports - USB port and cable - PC software utility - Remote temp sense probe with 50' lead - Load-share remote charger cable 	Specify "M" in Field F in the IQ charger part number* and order: <ul style="list-style-type: none"> - Load-share remote charger cable (PN 208965) - Remote temp sense probe (PN 209481)

*See "How to Order" page of the EnerGenius IQ datasheet
 Contact SENS for information on field upgrades.

Additional Information

Contact SENS or your local sales representative for additional specification, engineering and installation information. Check the SENS web site for latest available data. Specification is subject to change without notice.



Contact Information

For information and service on any SENS product, please contact us at:
 Sales 1.866.736.7872 • 303.678.7500 • Fax 303.678.7504
 www.sens-usa.com • info@sens-usa.com
 1840 Industrial Circle, Longmont, CO 80501 USA

